

Position Lamp  
5W×2  
(Repair 3.4W)

Lamp  
25W/25W

Lamp	1	2	LED
	<input type="checkbox"/>	<input type="checkbox"/>	ON (Key ON)
off			

Back Lamp  
15W

Lamp	1	2	LED
	<input type="checkbox"/>	<input type="checkbox"/>	ON (Key ON)
off			

Status	ON	Off
	<input type="checkbox"/>	<input type="checkbox"/>
Off		

12V/3.4W  
Oil Warnig Lamp

Hour Meter

Key Switch

Terminal Position	E	B'	IG	BAT	ST
Off	<input type="checkbox"/>	<input type="checkbox"/>			
ON			<input type="checkbox"/>	<input type="checkbox"/>	
Start			<input type="checkbox"/>	<input type="checkbox"/>	<input type="checkbox"/>

Brake Switch

Pedal	ON	Off
<input type="checkbox"/>	<input type="checkbox"/>	<input type="checkbox"/>
Off		

Seat Switch

Seat	COM	NC
Non-seated	<input type="checkbox"/>	<input type="checkbox"/>
Sit Down	<input type="checkbox"/>	<input type="checkbox"/>

Power Relay(Stat)

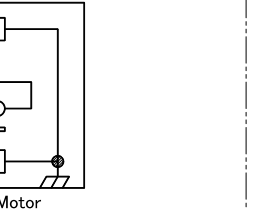
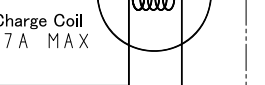
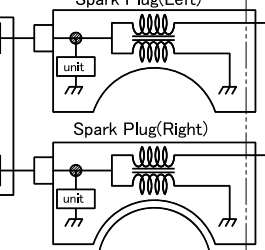
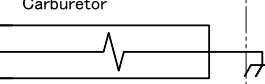
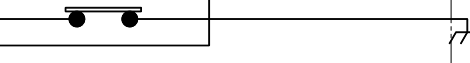
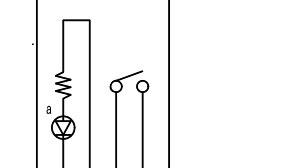

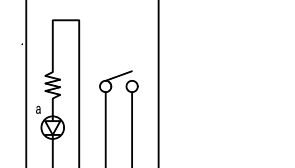
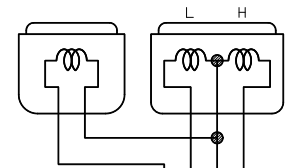

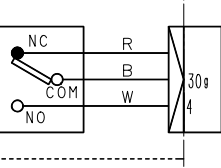
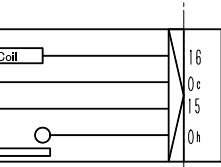
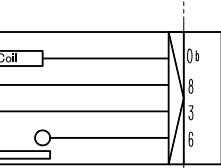
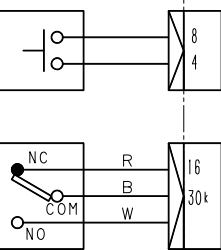
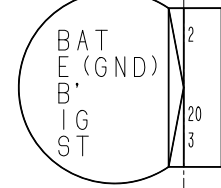

Power Relay(Stop)

Cutter Switch

Cutter	COM	NO
Off	<input type="checkbox"/>	<input type="checkbox"/>
ON	<input type="checkbox"/>	<input type="checkbox"/>

JAPAN Only

Diode



ACC	10A
<input type="checkbox"/>	<input type="checkbox"/>
Main	30A

Battery

Regulator

Color	Example:WB
Black -B	W(White)
Red -R	B(Black)
Yellow-Y	
Blue -L	
Pink -P	
Violet -V	
White-W	
Green-G	
Brown-Br	
Orange-O	
Young Leaf-Lg	
Submarine-Sb	